

# To Register for a Swim Meet

Unfortunately, the first time you register a swimmer can be a bit daunting, but once you have done the first registration it becomes much simpler.

1. From the main Amilia.com page go to Westmount Dolphins registration

**Westmount Dolphins**  
Westmount Dolphins Aquatic Club

Learn more [f](#) [X](#)

**Register** Merchandise

**Register**

Search...

Age

Day

Program and category

2024 Westmount Dolphins / Les Dauphins de Westmount

2. Once in the registration area click the “Some activities are available as **drop-ins**”

**Register** Merchandise

**Programs** [Back](#)

2024 Westmount Dolphins / Les Dauphins de Westmount

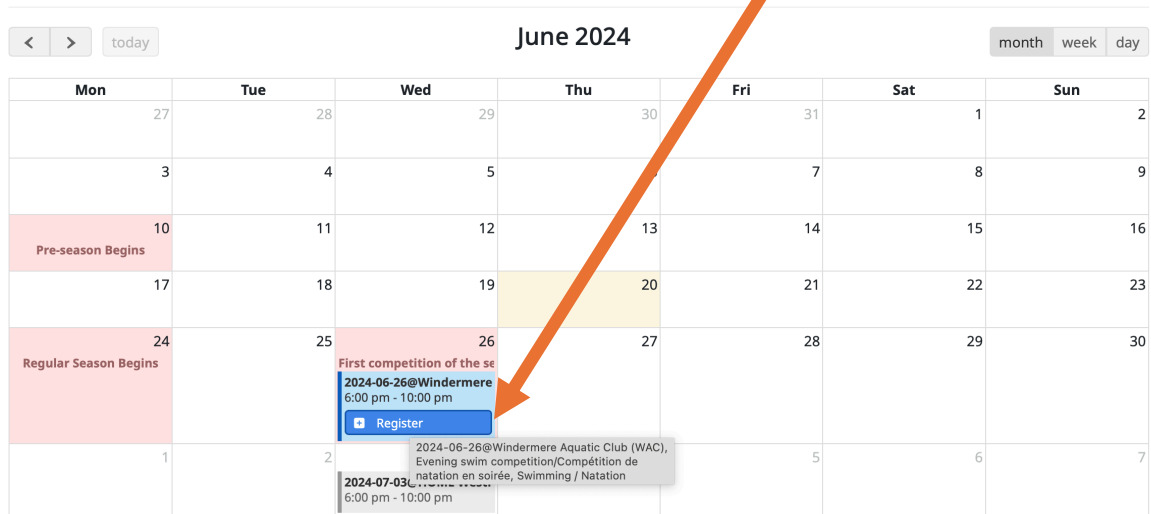
Some activities are available as **drop-ins**. See them on a calendar.

> **Swimming / Natation**

> **Diving / Plongeon**

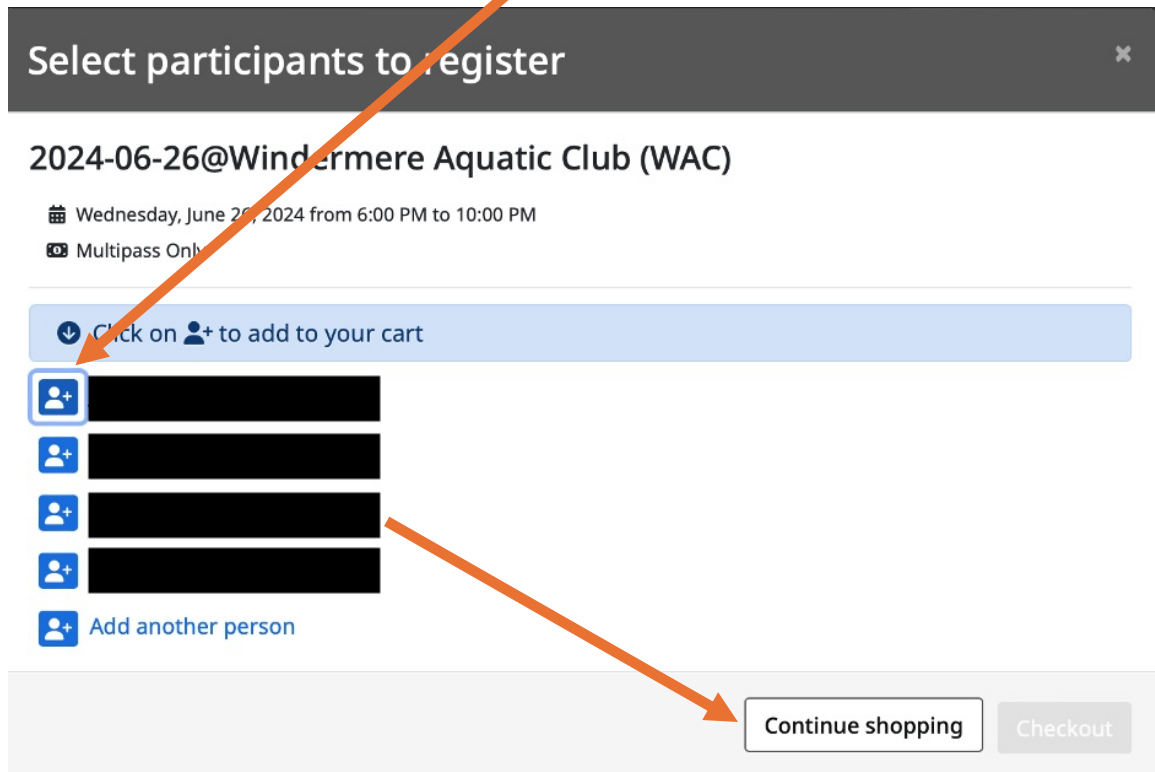
> **Waterpolo / Water-Polo**

3. Scroll down to the calendar if needed and click the register button on the calendar.

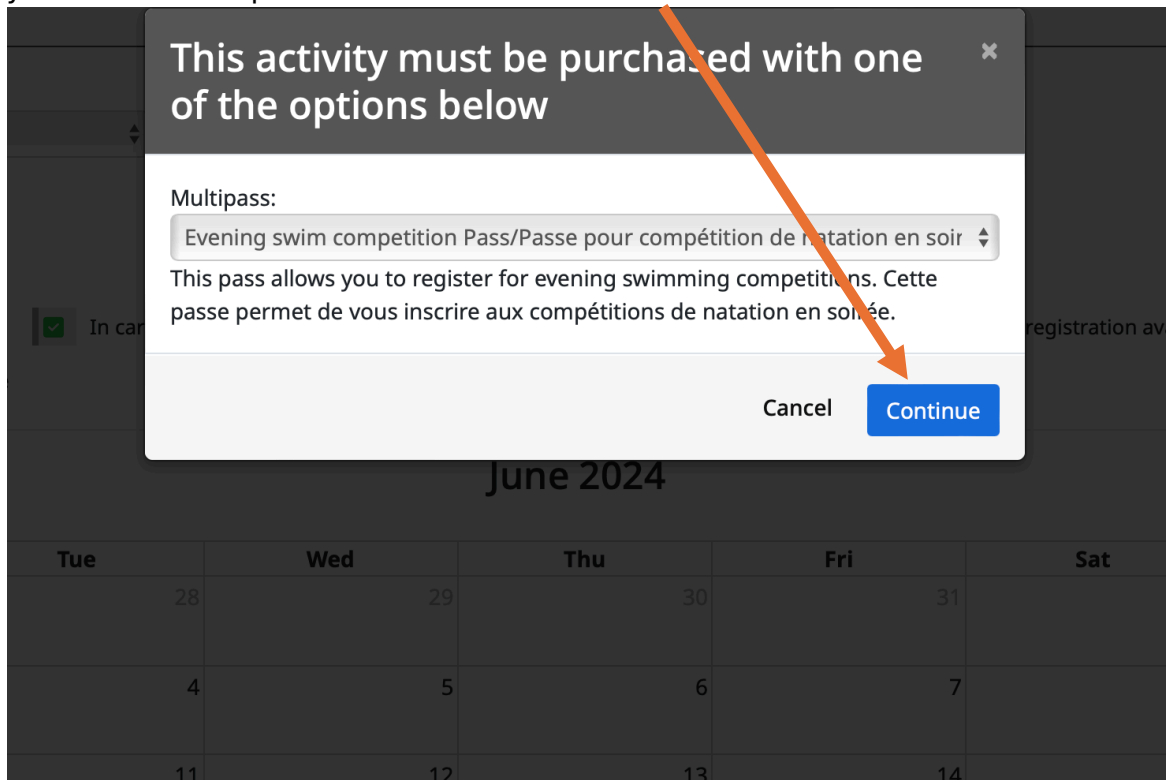


4. This will open a prompt to select which swimmer you want to add (the swimmer needs to have a memberships) and click on the add to cart. Then click on continue shopping.

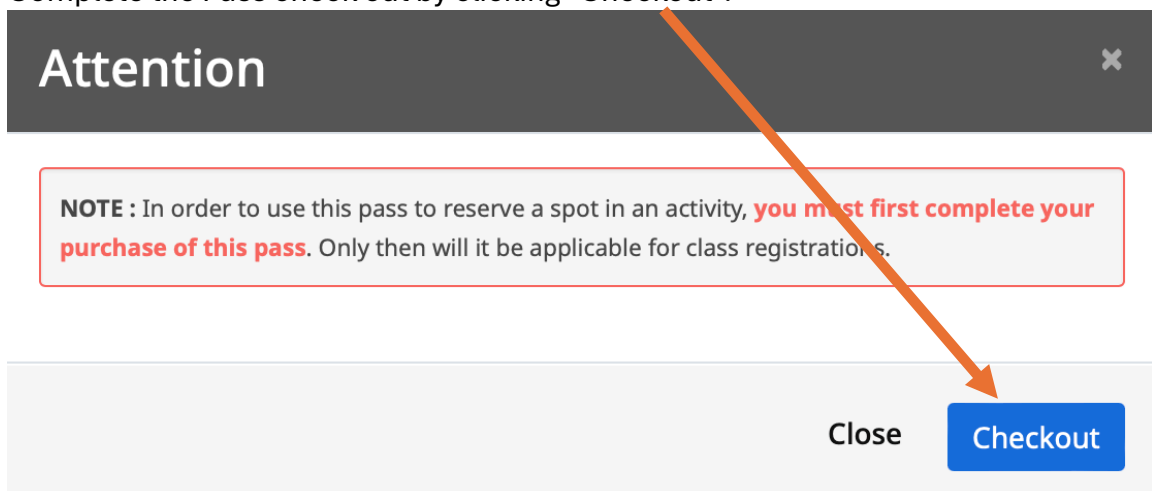
Note: for parents that wish to swim at a meet please just give your name to the coaches.



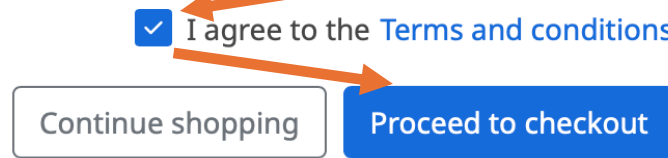
5. You will be prompted to add an Evening Swim Competition Pass (no charge) if it's your first time keep the default and click continue.



6. You will be asked to first purchase this pass (no charge). Choose checkout. Complete the Pass check out by clicking "Checkout".



7. The order total should be \$0 if the selected swimmers are active members. Agree to the terms and conditions then click “Proceed to checkout”.



A screenshot of a checkout form. At the top, there is a checkbox with a white checkmark inside a blue square, followed by the text "I agree to the [Terms and conditions](#)". Below this, there are two buttons: a white button with a grey border labeled "Continue shopping" and a solid blue button labeled "Proceed to checkout". Two orange arrows point from the text in step 7 to the checkbox and the "Proceed to checkout" button.

I agree to the [Terms and conditions](#)

Now any swimmer that has the Evening Swim Competition Pass will be able to register for the season competitions by just clicking register on the calendar for the season.

Check back on the calendar page of step one that your swimmers are registered for the event. Until the end of the season, you will be able to register from the calendar directly and will not need to do all the previous steps.